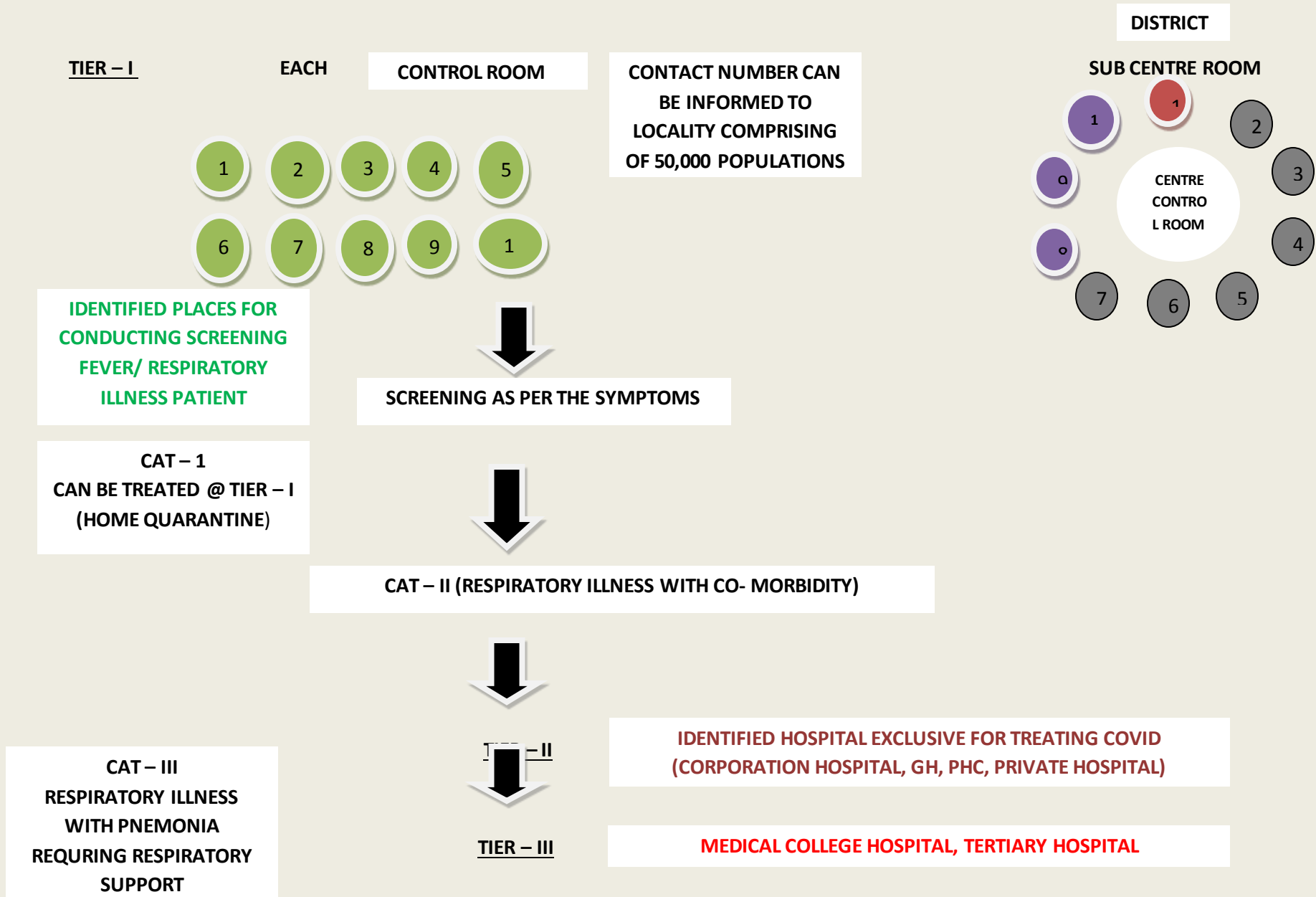




IMA WILLING TO JOIN HANDS CONCEPT OF HAVING DESIGNATE FEVER AND RESPIRATORY CLINICS IN VARIOUS LOCATIONS

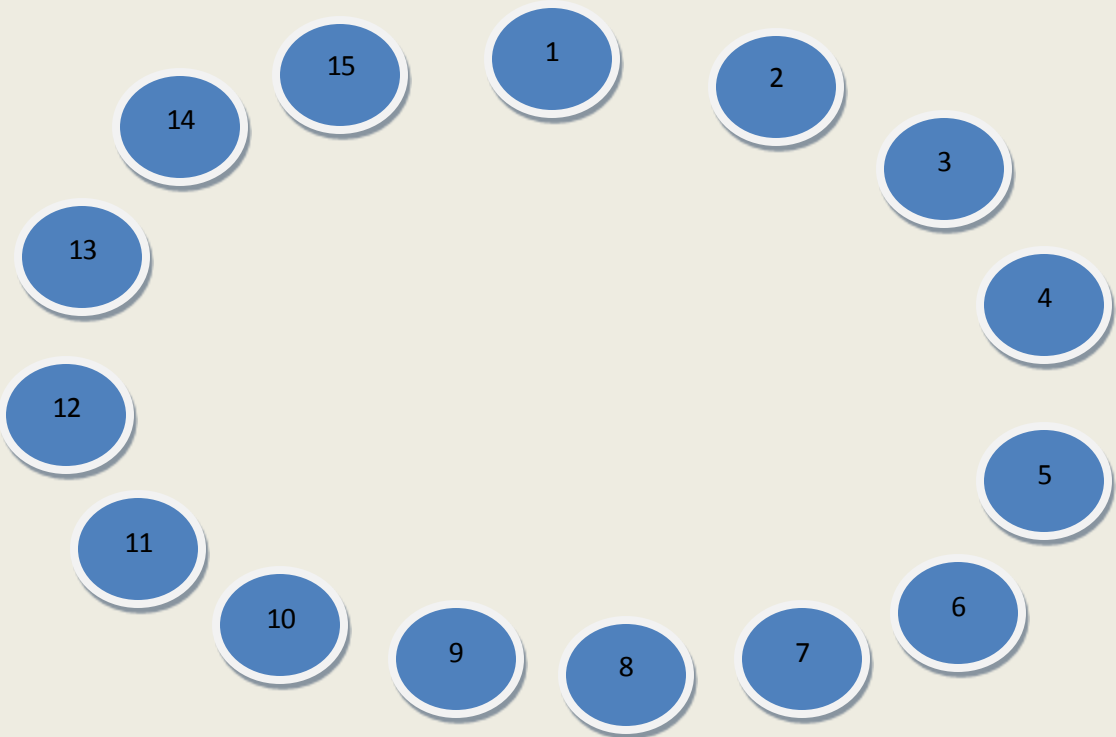


DISTRICT CONTROL ROOM

DO NOT POOL TO GOVT HOSPITAL (GH, ESI)

TIER – I

SUB CONTROL ROOM



DIVIDE EACH DISTRICT INTO MULTIPLE SUB CONTROL ROOM

EACH SUB CONTROL ROOM SHOULD SCREEN 50,000 PEOPLE WITH RESPIRATORY SYMPTOMS

COUGH, FEVER, DIFFICULTY IN BREATHING, DIARRHEA, MYALGIA

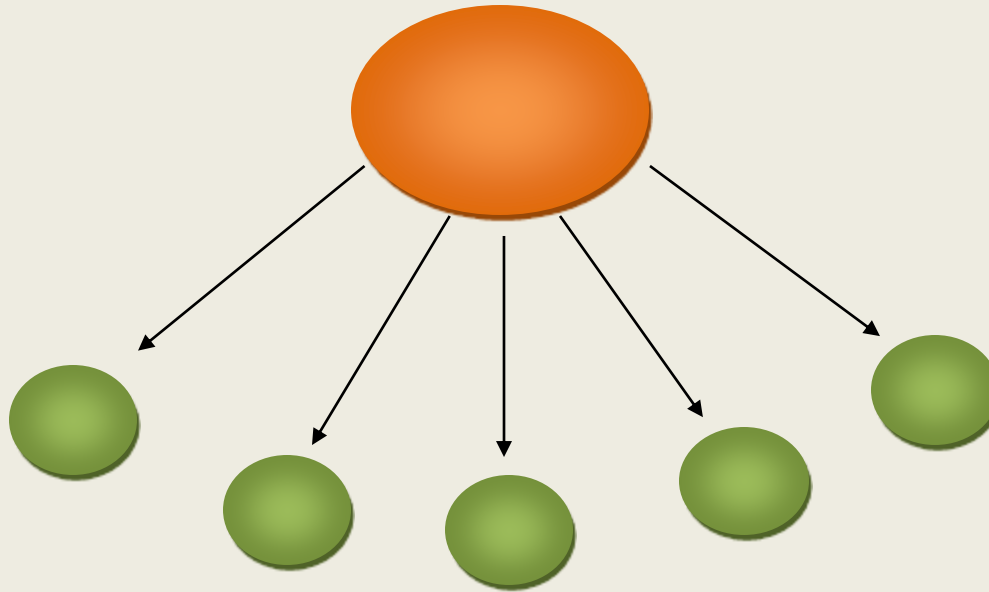
SUB CONTROL ROOM

IDENTIFY PLACES IN THE COMMUNITY FOR EACH SUB CONTROL ROOM FOR 10,000 POPULATION ONE CENTRE

IDENTIFY

“SPACIOUS PLACES”
WELL VENTILATED
PLACES

1. COMMUNITY CENTRE
2. KALYANA MANDABAM
3. COLLEGES
4. SCHOOLS



“EACH SUB CONTROL ROOM”

DOCTORS PARAMEDICAL PERSONALS

TO CATEGORIES PEOPLE INTO 3 GROUPS



CAT – A

YOUNG PATIENTS WITH RESPIRATORY SYMPTOMS ONLY =>

HOME QUARANTINE

THIS SHOULD BE MONITORED BY HEALTH INSPECTION

CAT – B

>60 YEARS PATIENT WITH RESPIRATORY SYMPTOMS WITH CO - MORBIDITY DM, SHT, COPD, BA, UNDERGOING DIALYSIS, TRANSPLANT, CANCER PATIENT, ON LONG TERM STEROIDS

CAT – C

ANY AGE GROUP WITH RESPIRATORY SYMPTOMS WITH RESPIRATORY FAILURE

SPO2 = < 90%, RR >24/MIN, HR > 100,

TIER – II

CAT – A => HOME QUARANTINE

CAT – B => SHIFTED TO A PLACE WHERE MONITORING FACILITIES AVAILABLE

NP SWABS TO BE TAKEN FOR THIS GROUP

QUARANTINE THEM FOR 15 DAYS

IMPROVED DISCHARGE THEM TO HOME

LOOK FOR WARNING SIGN (SHOULD BE LOOKED FOR OVER 4 HOURS)

IF THEY DEVELOP RED FLAG SIGNS SHIFT THEM TO TIER 3 LEVEL

1. SEND THEM TO MEDICAL COLLEGE HOSPITAL IDENTIFIED FOR TREATING COVID PATIENTS
2. PRIVATE HOSPITALS IDENTIFIED FOR TREATING HIGH RISK PATIENTS

PLACES LIKE

UPGRADED PHC, GH,
SCHOOLS / COLLEGES,
(MAKE SHIFT HOSPITAL)

IDENTIFIED PRIVATE
HOSPITAL

TIER – III

2 SETS OF PLACES TO TREAT

- 60 YRS WITH COMORBIDITIES AND WITH RESPIRATORY FAILURE
- ALL OTHER PATIENTS WITH RESPIRATORY FAILURE

Visit www.imatn.com for COVID updates